



Moniteur Limit Switch Series

Moniteur Series is an industry leader in the development & manufacture of valve position indicators, rotary limit switches & valve monitoring systems. Our benefits are proven - all of our products outperform our competitors in the severe services found in the oil & gas, petrochemical, power generation, pharmaceutical, & specialty chemical industries, providing a longer service life & lower operating costs over the life of the product.



DESIGN FEATURES:

- Patented Visual Indicateur with 100% change of indication
- Indicator shaft is secured to the housing with patented engineered Loc-Ring Cam and Shaft Retention system
- Clear cover is free from decals and paint to ensure long visibility in direct sunlight and wash down applications
- Sealed indicator that prevents fogging or entry of contaminants
- Wide variety of switches and sensors to meet today's advanced control systems requirements
- Increased personnel safety design
- Sealed wire terminal connections
- Angled & labeled terminal strip
- Simple Set and Go cam setting
- Highly visible indicator
- Thermoplastic quick-mount bracket with dual o-ring actuator and enclosure seals
- Unsurpassed product reliability and durability

Moniteur Limit Switch Series

STANDARD PRODUCT NUMBER
FMYB-5120 Nema 4
AMYB-5120 Nema 7

Description

Moniteur Devices limit switches come in two basic versions.

Watchman™

Basic Model

NEMA 4 (weatherproof) and, 4X (Corrosion Resistant)
 Two SPDT (FORM "C") mechanical switches 15A @ 110 VAC
 Polyurethane coated with 300 series stainless trim
 High visibility indicator - "Moniteur"

Sentinel™

Basic Model

NEMA 4, 4X, 7 and 9 (CL 1, Grp C & D; CL2, Grp E, F & G; Div 1 & 2)
 Two SPDT (FORM "C") mechanical switches 15A @ 110 VAC
 Polyurethane coated with 300 series stainless trim
 High visibility indicator - "Moniteur"

Switch Elements Specifications

Switch	Type	Current @ 110VAC
Cherry	Mechanical	15 (SPDT)
Prism	Gold Mech.	0.1 (SPDT)
ITW	Mechanical	10 (DPDT)
NIMROD	Prox.	3
Reed	Prox.	0.25 (SPDT)
Reed	Prox.	0.75 (SPST)
P&F	Prox.	3.0 mA
GO	Prox.	4.0 (SPDT)

other switches available upon request

All Watchman™ and Sentinel™ products are UL and CSA approved.

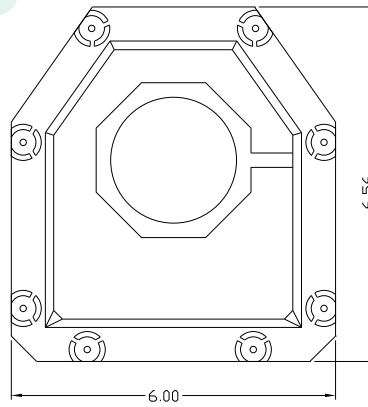
Conduit Entries	Cover	Moniteur Color / Pattern	Shaft Bearing	Switch Types	Switch Quantity	Solenoid Valve
2 - STD	w / Moniteur	Yellow / Black STD	Bronze STD	See	1	Yes
3	or	Red / White	Monel	Table	2	or
or	without	Green / White	Stainless Steel	Above	3	None
other		Blue / White	Graphite		4	
		or Other	or		5	Specify
		3-Way Flow Pattern	Other		6	

SENTINEL™ VPT - Nema 7

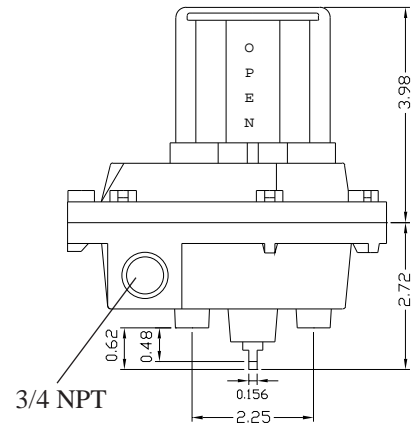
SPECIFICATION SHEET

SPECIFICATIONS: Model# AMYB-5120

HOUSING - Two 3/4" NPT Conduits
 COVER - Aluminum
 SEALS - Buna N
 MONITEUR - Yellow / Black
 BEARING - Bronze
 SHAFT - One Piece 303 Stainless Steel (NAMUR)
 FASTENERS - Stainless Steel
 SWITCHES - Mechanical SPDT 15A
 NUMBER OF SWITCHES - Two
 TERMINAL POINTS - Eight
 WEIGHT - 4.25 lbs
 OPERATING TEMP: -40°F to 175°F
 COATINGS: Polyurethane



TOP VIEW



SQ. BOLT PATTERN

APPROVALS

MECHANICAL SWITCHES

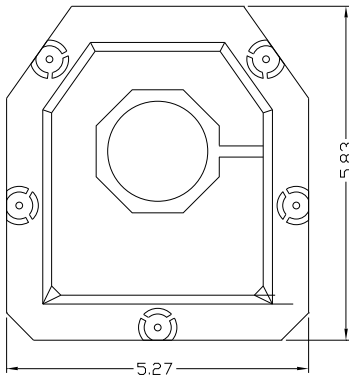
All Units rated NEMA 4, 4X, 7, 9
 UL Class 1 Group C & D, Division 1 & 2
 UL Class 2 Group E, F, G, Division 1 & 2

NIMROD SENSOR

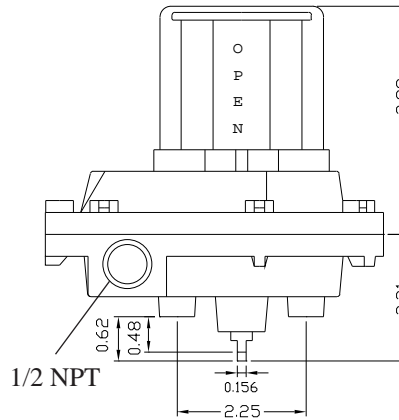
All Units rated NEMA 4, 4X, 7, 9
 UL Group A & B, Division 2
 Class 1 Group C & D, Division 1 & 2
 Class 2 Group E, F, G, Division 1 & 2

WATCHMAN™ VPT - Nema 4

SPECIFICATION SHEET



TOP VIEW



SQ. BOLT PATTERN



SPECIFICATIONS: Model# FMYB-5120

HOUSING - Two 1/2" NPT Conduits
 COVER - Aluminum
 SEALS - Buna N
 MONITEUR - Yellow / Black
 BEARING - Bronze
 SHAFT - One Piece 303 Stainless Steel (NAMUR)
 FASTENERS - Stainless Steel
 SWITCHES - Mechanical SPDT 15A
 NUMBER OF SWITCHES - Two
 TERMINAL POINTS - Eight
 WEIGHT - 3.0 lbs
 OPERATING TEMP: -40°F to 175°F
 COATINGS: Polyurethane

APPROVALS

MECHANICAL SWITCHES

All Units rated NEMA 4, 4X

NIMROD SENSOR

All Units rated NEMA 4, 4X



P.O. Box 1293
 Lumberton, NC 28359
 Website: www.flotite.com

Flo-Tite, Inc.
 4815 W. 5th Street
 Lumberton, NC 28358

Tel: (910) 738-8904
 Fax: (910) 738-9112
 E-Mail: flotite@flotite.com